



TO NOTE


TO NOTE Page Refills



Features

1. Freely add/remove any page you want, making it ultra flexible.
2. Various sized sheets can be added.

Page Sizes and Number of Sheets



50



50



50



50




50


Sheet Styles



Ruled



Graph



Dotted



Blank

TO NOTE Page Refills



How to Use


1)




2)



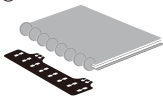
3)



4)



5)



1. Place the discs into the ruler fixture.
2. Snap the back cover onto the discs.
3. Next, load the inner sheets onto the discs.
4. Snap on the front cover.
5. Slowly peel away the ruler fixture.

KW-triO

www.kw-trio.com

Manufacturer: Pao Shen Enterprises Co., Ltd. | **Distributor:** Ofese Stationery Co.,Ltd. |
Consumer Service Line : 02-2900-7200 | **Design :** YOW!Design Inc.